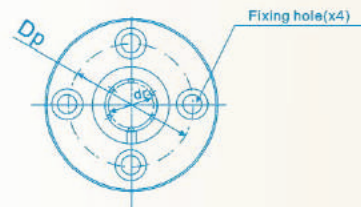
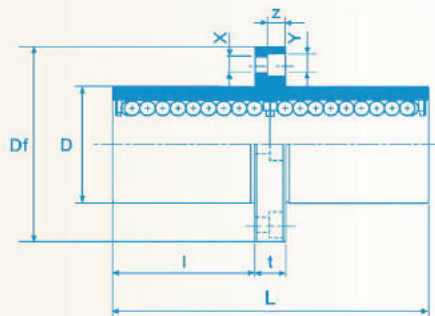


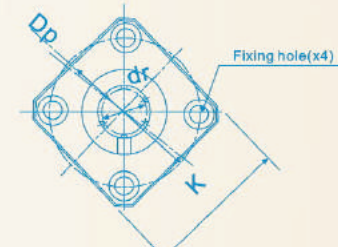
LMFC <Resin Retainer>



This type is a metric dimension series widely used in Japan and other countries.



LMFC



LMKC

| Nominal shaft diameter mm | Part No. | | Major dimensions and tolerance | | | | | | | | | | Eccentricity μm | Squareness μm | Basic load rating | | | Weight g | Nominal shaft diameter mm | | |
|---------------------------|----------|--------|--------------------------------|----|--------------|------|--------|-------|------|--------|-------|------|-----------------|---------------|-------------------|--------------|-------|----------|---------------------------|------|------|
| | LMFC | LMKC | dr mm | D | | L mm | Flange | | | Flange | | | | | dynamic C(N) | Static Co(N) | g | | | | |
| | | | | mm | Tolerance μm | | I mm | Df mm | K mm | t mm | Dp mm | X mm | | | | | | | | Y mm | Z mm |
| 6 | LMFC6 | LMKC6 | 6 | 12 | 0 | 35 | 15 | 28 | 22 | 5 | 20 | 3.5 | 6 | 3.1 | 15 | 15 | 323 | 530 | 31.25 | 6 | |
| 8 | LMFC8 | LMKC8 | 8 | 15 | -13 | 45 | 20 | 32 | 25 | 5 | 24 | 3.5 | 6 | 3.1 | | | 431 | 784 | 51.43 | 8 | |
| 10 | LMFC10 | LMKC10 | 10 | 19 | | 55 | 24.5 | 40 | 30 | 6 | 29 | 4.5 | 7.5 | 4.1 | | | 588 | 1,100 | 98.78 | 10 | |
| 12 | LMFC12 | LMKC12 | 12 | 21 | 0 | 57 | 25.5 | 42 | 32 | 6 | 32 | 4.5 | 7.5 | 4.1 | | | 813 | 1,570 | 110.90 | 12 | |
| 13 | LMFC13 | LMKC13 | 13 | 23 | -16 | 61 | 27.5 | 43 | 34 | 6 | 33 | 4.5 | 7.5 | 4.1 | | | 813 | 1,570 | 130.108 | 13 | |
| 16 | LMFC16 | LMKC16 | 16 | 28 | | 70 | 32 | 48 | 37 | 6 | 38 | 4.5 | 7.5 | 4.1 | | | 1,230 | 2,350 | 190.165 | 16 | |
| 20 | LMFC20 | LMKC20 | 20 | 32 | | 80 | 36 | 54 | 42 | 8 | 43 | 5.5 | 9 | 5.1 | 20 | 20 | 1,400 | 2,740 | 260.225 | 20 | |
| 25 | LMFC25 | LMKC25 | 25 | 40 | 0 | 112 | 52 | 62 | 50 | 8 | 51 | 5.5 | 9 | 5.1 | | | 1,580 | 3,140 | 540.500 | 25 | |
| 30 | LMFC30 | LMKC30 | 30 | 45 | -19 | 123 | 56.5 | 74 | 58 | 10 | 60 | 6.6 | 11 | 8.1 | | | 2,490 | 5,490 | 680.590 | 30 | |
| 35 | LMFC35 | LMKC35 | 35 | 52 | | 135 | 62.5 | 82 | 64 | 10 | 67 | 6.6 | 11 | 6.1 | 25 | 25 | 2,650 | 6,270 | 1,020.930 | 35 | |
| 40 | LMFC40 | LMKC40 | 40 | 60 | 0 | 151 | 69 | 96 | 75 | 13 | 78 | 9 | 14 | 8.1 | | | 3,430 | 8,040 | 1,570.1,380 | 40 | |
| 50 | LMFC50 | LMKC50 | 50 | 80 | | 192 | 89.5 | 116 | 92 | 13 | 98 | 9 | 14 | 8.1 | | | 6,060 | 15,900 | 3,600.3,400 | 50 | |
| 60 | LMFC60 | LMKC60 | 60 | 90 | 0 | 209 | 95.5 | 134 | 106 | 18 | 112 | 11 | 17 | 11.1 | | | 7,550 | 20,000 | 4,500.4,060 | 60 | |

Seal type:
LMFC10 UU

| | |
|----------|---------------------|
| No entry | No seals |
| UU | Seals on both sides |

SI Unit 1N=0.102kgf